





# Elements

TILES BECOME FURNITURE



GRUPPO  
ROMANI

INDUSTRIE CERAMICHE SPA

# Index

## **Come funziona?**

*How does it work?.*

02

## **Living**

*Inspirations*

06

## **Bathrooms**

*Inspirations*

22

## **Dati tecnici**

*Technical data*

36

# COME FUNZIONA?

*Pezzi unici esclusivi,  
nel colore che vuoi.*

Il servizio di E.LEMENTS realizza arredi in modo esclusivo e personalizzato. Tutti gli elementi a catalogo sono prodotti on demand da artigiani specializzati, assemblati e rivestiti con colore e look estetico a scelta fra le numerose varianti indicate a catalogo. Si tratta dunque di pezzi unici e irripetibili.

Su richiesta, è possibile variare le misure standard e alcune finiture come i bordi. Gli uffici commerciali forniranno le informazioni relative a fattibilità, costi e tempi di consegna.

## HOW DOES IT WORK? Exclusive one-of-a-kind pieces, in the colour you want.


The E.LEMENTS service creates furnishings with an exclusive and personalized touch. All the elements in the catalogue are produced on demand by specialized craftsmen, assembled and coated with the colour and aesthetic look of your choice from among the many variants shown in the catalogue. They are therefore unique and one-of-a-kind pieces.

The standard sizes and some finishes, such as the edges, may be modified upon request. The sales offices will provide information on feasibility, costs and delivery times.

## E.lements




**.1**  
**SCEGLI IL DESIGN**  
 CHOOSE THE DESIGN



**.2**  
**SCEGLI IL COLORE E LA FINITURA**  
 CHOOSE THE COLOUR AND FINISH

**(Per alcuni arredi sono necessari colori con formati XL)**  
 (Some furnishings require XL size colours)




**.3**  
**COMPILA E SPEDISCI IL MODULO SCARICABILE QUI**  
 FILL OUT AND SEND THE FORM THAT YOU CAN DOWNLOAD HERE  
[www.grupporomanispa.com](http://www.grupporomanispa.com)

**Se desideri misure e finiture personalizzate, diverse da quelle standard, indicalo chiaramente sul modulo.**  
 If you want custom sizes and finishes, other than the standard ones, kindly specify this clearly on the form.



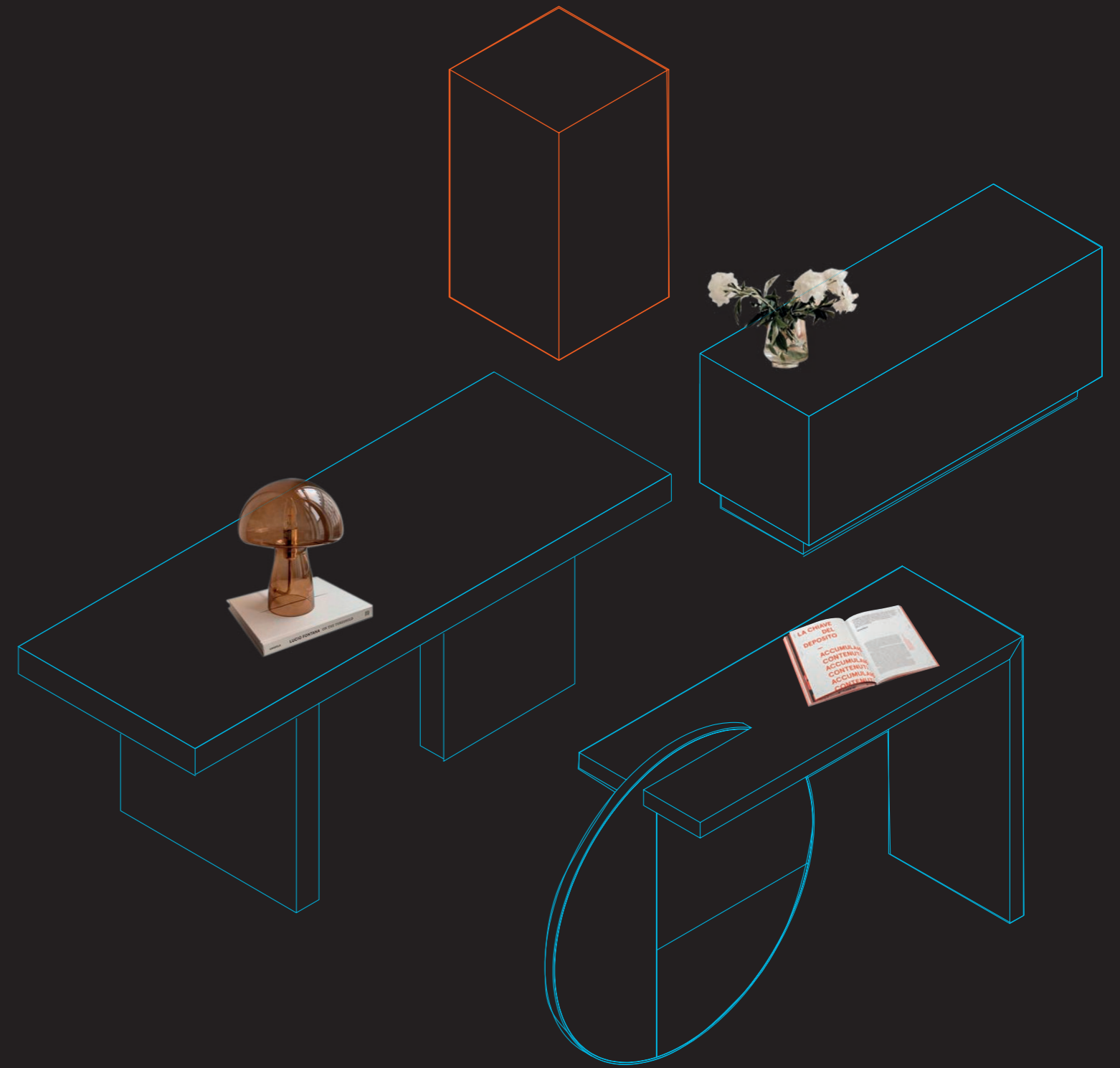
**.4**  
**ATTENDI LA CONFERMA DEL COSTO E DELLA DATA DI CONSEGNA.**  
 WAIT FOR CONFIRMATION OF THE COST AND DELIVERY DATE.

**.5**  
**PERFEZIONA L'ORDINE CONTATTANDO GLI UFFICI COMMERCIALI.**  
 COMPLETE THE ORDER BY CONTACTING THE SALES OFFICES.



# Elements living

*Inspiration gallery*





# Pitagora



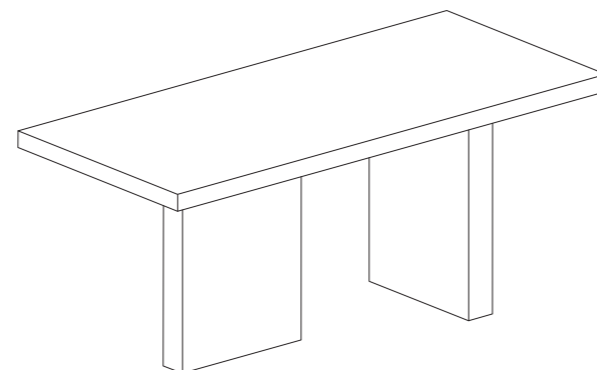
Top Tavolo: Temper Frost - CERCOM  
 Struttura Tavolo: Temper Rust - CERCOM

**Dimensioni**  
 Dimensions

**Pitagora 01**

**L** 80x180 cm  
**h** 78 cm

Realizzabile solo col formato 80x180 - Vedi gamma finiture pag. 50/51/52/53  
 Available only in the 80x180 size - See range of finishes on page 50/51/52/53



# Goffredo 9



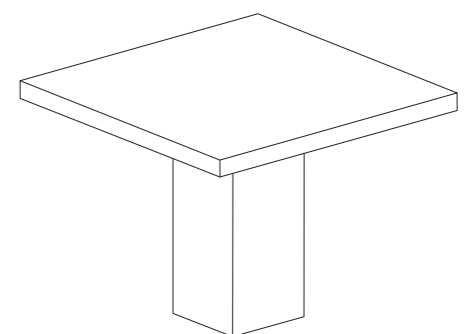
Tavolo: To Be Statuario Lux - CERCOM

**Dimensioni**  
 Dimensions

**Goffredo 01**

**L** 100x100 cm  
**h** 78 cm

Vedi gamma finiture pag. 50/51/52/53  
 See range of finishes on page 50/51/52/53





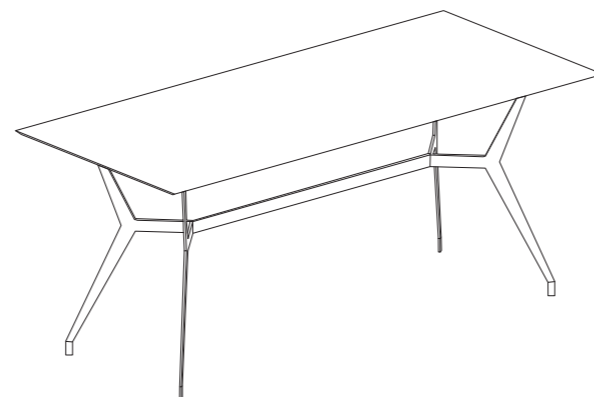
Top Tavolo: Gemme Black Mirror Lux - SERENISSIMA

**Dimensioni**  
Dimensions

**Augusto 01**

**L** 180x80 cm  
**h** 76 cm

Realizzabile solo col formato 80x180 - Vedi gamma finiture pag. 50/51/52/53  
Available only in the 80x180 size - See range of finishes on page 50/51/52/53



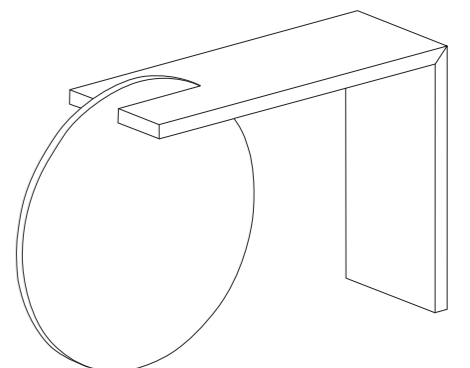
Top Consolle: Magistra Paonazzetto Lux - SERENISSIMA  
Struttura Consolle: Magistra Marquinia Lux - SERENISSIMA

**Dimensioni**  
Dimensions

**Consuelo 01**

**L** 160x45 cm  
**h** 90 cm

Vedi gamma finiture pag. 50/51/52/53  
See range of finishes on page 50/51/52/53





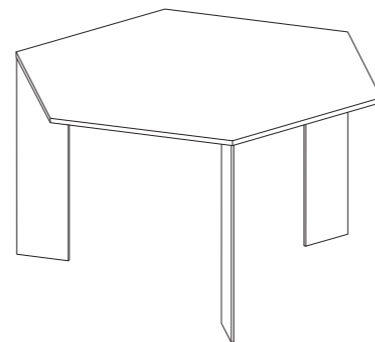
Top Tavolino: To Be Portoro Lux - CERCOM

**Dimensioni**  
Dimensions

**Lino 01**

**L** 61x70 cm  
**h** 37 cm

Vedi gamma finiture pag. 50/51/52/53  
See range of finishes on page 50/51/52/53



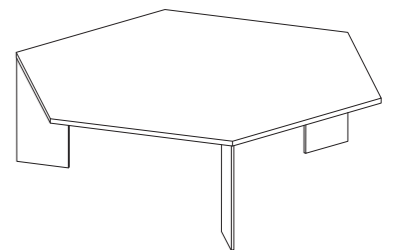
Top Tavolino: Costruire Metallo Bianco . Costruire Metallo Titanio . Costruire Metallo Nero - SERENISSIMA

**Dimensioni**  
Dimensions

**Lino 02**

**L** 61x70 cm  
**h** 18,5 cm

Vedi gamma finiture pag. 50/51/52/53  
See range of finishes on page 50/51/52/53








Top Tavolino: Magistra Corinthian Lux - SERENISSIMA

**Dimensioni**  
Dimensions

**Girolamo 01**

Ø 70 cm  
h 37 cm

Vedi gamma finiture pag. 50/51/52/53  
See range of finishes on page 50/51/52/53




Top Tavolino: Fossil Bruno Lux - SERENISSIMA

**Dimensioni**  
Dimensions

**Girolamo 02**

Ø 70 cm  
h 18,5 cm

Vedi gamma finiture pag. 50/51/52/53  
See range of finishes on page 50/51/52/53





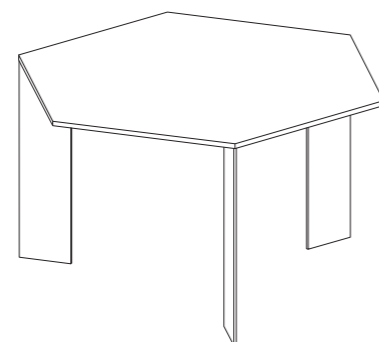
**Lino Ottone 01**  
Top Tavolino: To Be Statuario Lux - CERCOM

**Girolamo Ottone 02**  
Top Tavolino: To Be Statuario Lux - CERCOM  
Showall Amazzonia Blu - SERENISSIMA / To Be Portoro Lux - CERCOM


**Dimensioni**  
Dimensions

**Lino 01**      **Girolamo 02**  
**L** 61x70 cm    **Ø** 70 cm  
**h** 37 cm        **h** 18,5 cm

**Lino 01**



**Girolamo 02**



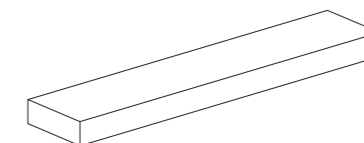
Vedi gamma finiture pag. 50/51/52/53  
See range of finishes on page 50/51/52/53



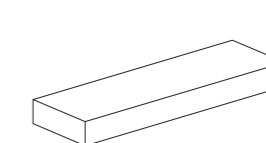
**Mensola 01**  
Stone Box Multicolor - CERCOM

**Dimensioni**  
Dimensions

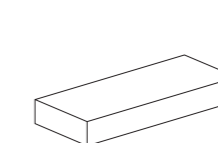
**Mens. 01**  
**L** 120x25 cm  
**h** 8 cm



**Mens. 02**  
**L** 80x25 cm  
**h** 8 cm



**Mens. 03**  
**L** 60x25 cm  
**h** 8 cm



Vedi gamma finiture pag. 50/51/52/53  
See range of finishes on page 50/51/52/53





Volume **01**  
To Be Renoir Lux - CERCOM

**Dimensioni**  
Dimensions

- |  |  |  |  |  |
|--|--|--|--|--|
| <b>Vol. 01</b><br>L 40x180 cm<br>h 45 cm | <b>Vol. 02</b><br>L 30x120 cm<br>h 35 cm | <b>Vol. 03</b><br>L 60x120 cm<br>h 35 cm | <b>Vol. 04</b><br>L 40x100 cm<br>h 45 cm | <b>Vol. 05</b><br>L 50x100 cm<br>h 25 cm |
|  |  |  |  |  |

Vedi gamma finiture pag. 50/51/52/53  
See range of finishes on page 50/51/52/53



Volume **08**  
Studio 50 Terracotta - SERENISSIMA

Volume **10**  
Chromagic Herbarium Emerald - CIR

**Dimensioni**  
Dimensions

- |   |   |   |   |   |   |
|---|---|---|---|---|---|
| <b>Vol. 06</b><br>L 80x80 cm<br>h 45 cm | <b>Vol. 07</b><br>L 80x80 cm<br>h 25 cm | <b>Vol. 08</b><br>L 100x100 cm<br>h 25 cm | <b>Vol. 09</b><br>L 100x100 cm<br>h 45 cm | <b>Vol. 10</b><br>L 60x60 cm<br>h 65 cm | <b>Vol. 11</b><br>L 60x60 cm<br>h 35 cm |
|   |   |   |   |   |   |

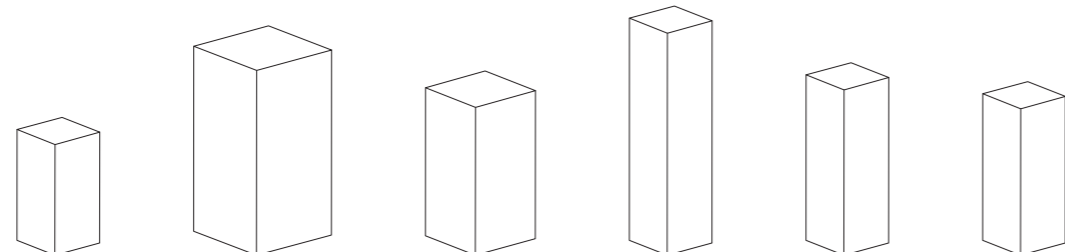
Vedi gamma finiture pag. 50/51/52/53  
See range of finishes on page 50/51/52/53



Volume **15**  
Chromagic Toile De Jouy Olive - cir

**Dimensioni**  
Dimensions

<u>Vol. 12</u>	<u>Vol. 13</u>	<u>Vol. 14</u>	<u>Vol. 15</u>	<u>Vol. 16</u>	<u>Vol. 17</u>
↳ 30x30 cm h 60 cm	↳ 50x50 cm h 100 cm	↳ 40x40 cm h 80 cm	↳ 30x30 cm h 120 cm	↳ 30x30 cm h 90 cm	↳ 30x30 cm h 80 cm



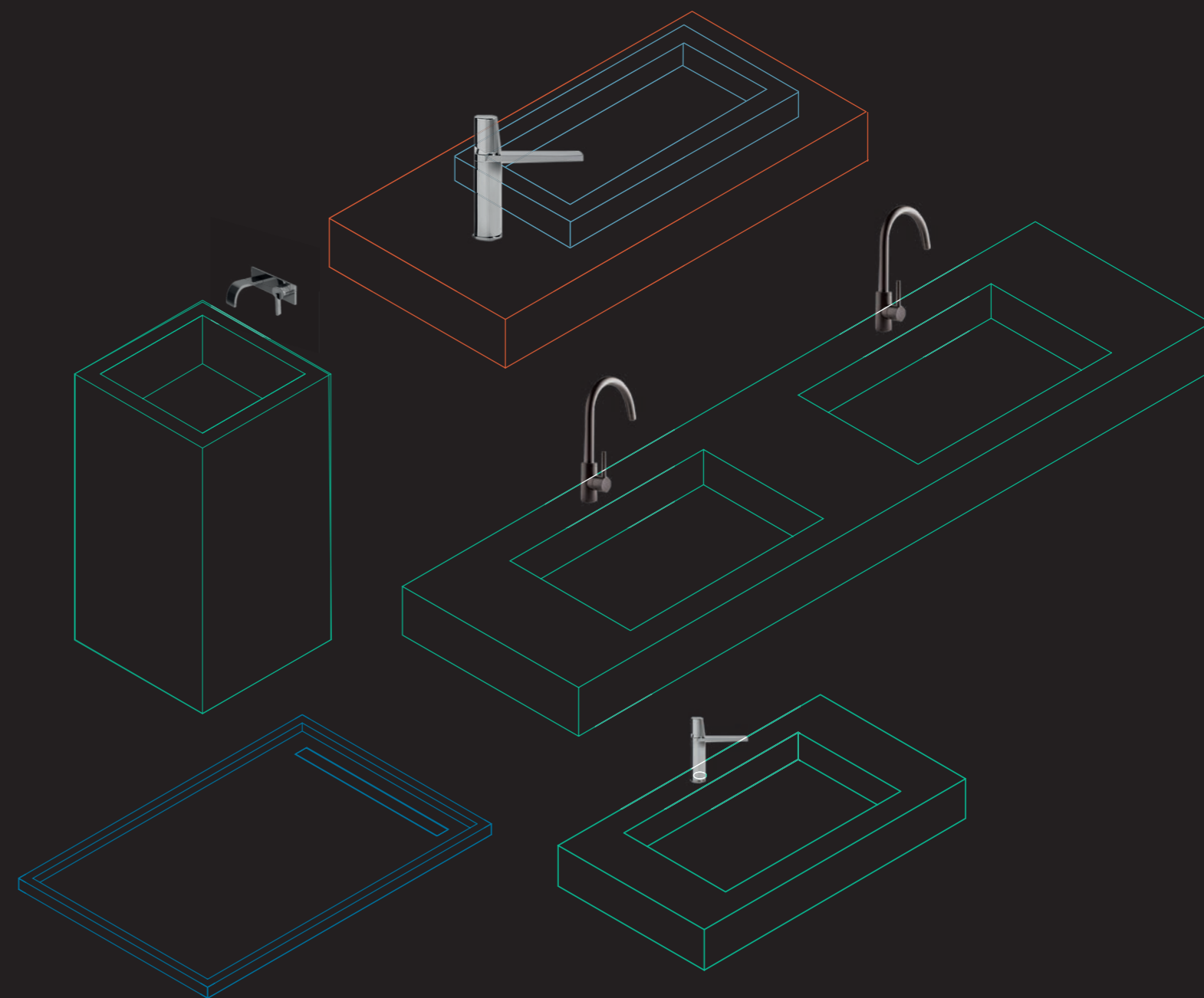
Vedi gamma finiture pag. 50/51/52/53  
See range of finishes on page 50/51/52/53





# Elements bathroom

*Inspiration gallery*



## Lavabi Integrati Integrated Washbasins

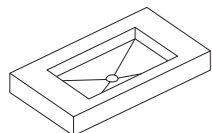


Lavabo **02**  
Mb3 Sasso - CERCOM

**Dimensioni**  
Dimensions

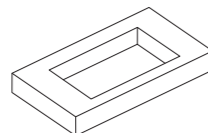
**Lavabo integrato 4 acque 01**

**L** 90x50 cm  
**h** 12 cm



**Lavabo integrato con cover 02**

**L** 90x50 cm  
**h** 12 cm



Vedi gamma finiture pag. 50/51/52/53  
See range of finishes on page 50/51/52/53

## Lavabi Integrati <sup>25</sup> Integrated Washbasins

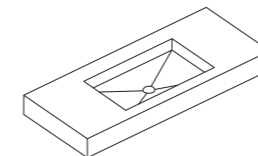


Lavabo **03**  
Studio 50 Verderame - SERENISSIMA

**Dimensioni**  
Dimensions

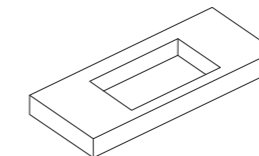
**Lavabo integrato 4 acque 03**

**L** 120x50 cm  
**h** 12 cm



**Lavabo integrato con cover 04**

**L** 120x50 cm  
**h** 12 cm



Vedi gamma finiture pag. 50/51/52/53  
See range of finishes on page 50/51/52/53

## Lavabo Integrato Integrated Washbasin

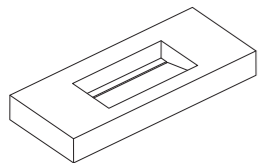


Lavabo **05**  
Fossil Piombo Lux - SERENISSIMA

### Dimensioni Dimensions

#### Lavabo integrato con canalina **05**

**L** 120x50 cm  
**h** 15 cm



Vedi gamma finiture pag. 50/51/52/53  
See range of finishes on page 50/51/52/53

## Lavabi Doppi Integrati <sup>27</sup> Integrated Double Washbasins

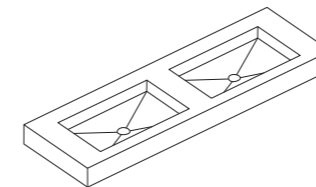


Doppio Lavabo **07**  
To Be Renoire Lux - CERCOM

### Dimensioni Dimensions

#### Doppio lavabo integrato 4 acque **06**

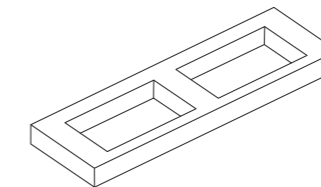
**L** 160x50 cm  
**h** 12 cm



Vedi gamma finiture pag. 50/51/52/53  
See range of finishes on page 50/51/52/53

#### Doppio lavabo integrato con cover **07**

**L** 160x50 cm  
**h** 12 cm





## Lavabi Doppi Integrati Integrated Double Washbasins

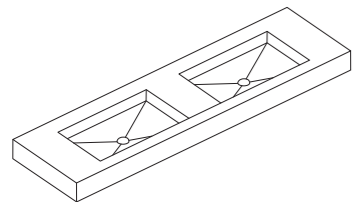


**Doppio Lavabo 08**  
Costruire Metallo Bianco - SERENISSIMA

**Dimensioni**  
Dimensions

**Doppio lavabo integrato 4 acque 08**

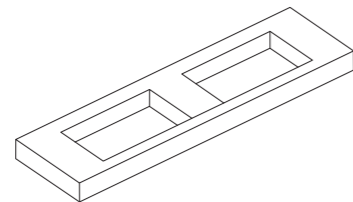
**L** 180x50 cm  
**h** 12 cm



Vedi gamma finiture pag. 50/51/52/53  
See range of finishes on page 50/51/52/53

**Doppio lavabo integrato con cover 09**

**L** 180x50 cm  
**h** 12 cm



## Lavabo a Torre 29 Freestanding Washbasins

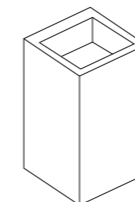


**Lavabo a torre 10**  
Chromagic Decoro Floral Olive - CIR

**Dimensioni**  
Dimensions

**Lavabo a torre 10**

**L** 50x50 cm  
**h** 90 cm



Vedi gamma finiture pag. 50/51/52/53  
See range of finishes on page 50/51/52/53



## Lavabo Appoggio Built in Washbasins

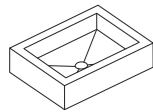


Lavabo D'appoggio **08**  
Costruire Metallo Bianco - SERENISSIMA

**Dimensioni**  
Dimensions

### Lavabo d'appoggio 4 acque **11**

**L** 60x45 cm  
**h** 15 cm



Vedi gamma finiture pag. 50/51/52/53  
See range of finishes on page 50/51/52/53

## Piani Appoggio Bathroom Countertop



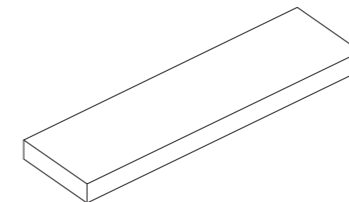
Top Bagno **01**  
To Be Statuario - CERCOM

Lavabi d'appoggio: Chromagic Ocean Surf - CIR

**Dimensioni**  
Dimensions

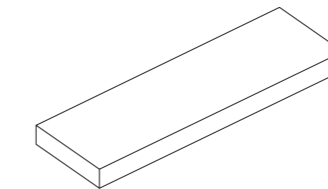
### Top Bagno **01**

**L** 180x50 cm  
**h** 12 cm



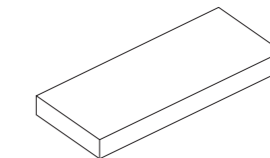
### Top Bagno **02**

**L** 160x50 cm  
**h** 12 cm



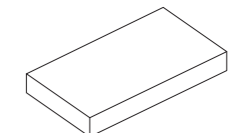
### Top Bagno **03**

**L** 120x50 cm  
**h** 12 cm



### Top Bagno **04**

**L** 90x50 cm  
**h** 12 cm



Vedi gamma finiture pag. 50/51/52/53  
See range of finishes on page 50/51/52/53

Piatti Doccia  
Shower Trays

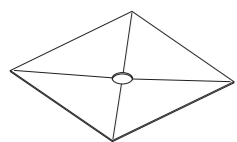


Piatto Doccia **02**  
Soap Stone Grey - CERCOM

**Dimensioni**  
Dimensions

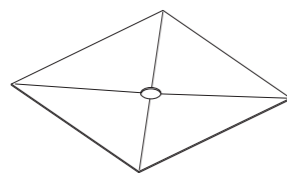
Piatto doccia filo pavimento **01**

**L** 80x80 cm



Piatto doccia filo pavimento **02**

**L** 100x100 cm



Vedi gamma finiture pag. 50/51/52/53  
See range of finishes on page 50/51/52/53

Piatti Doccia <sup>33</sup>  
Shower Trays

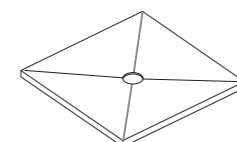


Piatto Doccia **01**  
Infinity Ivory - CERCOM

**Dimensioni**  
Dimensions

Piatto doccia appoggio **01**

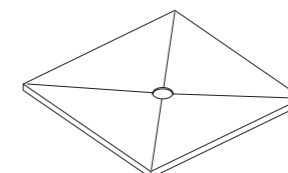
**L** 80x80 cm  
**h** 4 cm



Vedi gamma finiture pag. 50/51/52/53  
See range of finishes on page 50/51/52/53

Piatto doccia appoggio **02**

**L** 100x100 cm  
**h** 4 cm





## Piatti Doccia Shower Trays

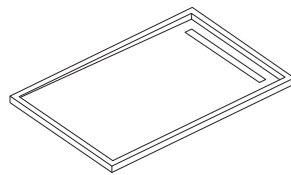


Piatto Doccia **03**  
Temper Coal - CERCOM

**Dimensioni**  
Dimensions

Piatto doccia appoggio scarico laterale **03**

**L** 80x120 cm  
**h** 4 cm



Vedi gamma finiture pag. 50/51/52/53  
See range of finishes on page 50/51/52/53

## Mensole Bagno <sup>35</sup> Bathroom Shelves

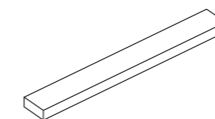


Mensola Bagno **01/02/03**  
Chromagic Forever Pink - CIR

**Dimensioni**  
Dimensions

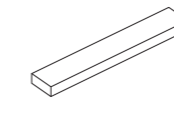
Mensola bagno **01**

**L** 120x15 cm  
**h** 6 cm



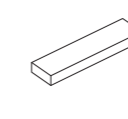
Mensola bagno **02**

**L** 90x15 cm  
**h** 6 cm



Mensola bagno **03**

**L** 60x15 cm  
**h** 6 cm



Vedi gamma finiture pag. 50/51/52/53  
See range of finishes on page 50/51/52/53

# T.tech Info

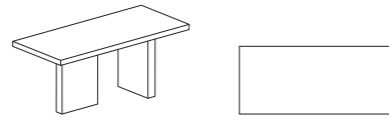


## TAVOLI

TABLES

PITA01

01 PITAGORA



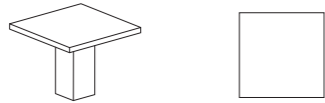
180x80 cm . h 78 cm

Struttura piano e monoliti in MDF ignifugo, rivestiti in gres porcellanato.

Countertop structure and monoliths in fireproof MDF, covered in porcelain stoneware.

GOFF01

01 GOFFREDO



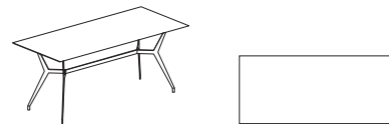
100x100 cm . h 78 cm

Struttura piano e monoliti in MDF ignifugo, rivestiti in gres porcellanato.

Countertop structure and monoliths in fireproof MDF, covered in porcelain stoneware.

AUG01

01 AUGUSTO



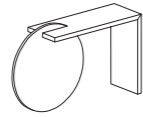
180x80 cm . h 76 cm

Struttura in metallo verniciato a polvere nero opaco con ceramica in gres porcellanato in appoggio.

Powder coated metal structure in matt black with built in porcelain stoneware ceramic.

CNS01

01 CONSUELO



160x45 cm . h 90 cm

Struttura in metallo verniciato a polvere con ceramica in gres porcellanato incassata in profilo metallico.

Powder coated metal structure with porcelain stoneware ceramic recessed in a metal profile.

## CONSOLLE

CONSOLLE

## TAVOLI CAFFÉ

COFFEE TABLES

LIN01 / LIN010

01 LINO / 01 LINO OTTONE



61x70 cm . h 37 cm

Struttura in metallo verniciato a polvere con ceramica in gres porcellanato in appoggio. (colori: nero opaco, corten, finitura ottone).

Powder coated metal structure with built in porcelain stoneware ceramic. (colours: matt black, corten, brass finish).

LIN02 / LIN020

02 LINO / 02 LINO OTTONE




61x70 cm . h 18,5 cm

Struttura in metallo verniciato a polvere con ceramica in gres porcellanato in appoggio. (colori: nero opaco, corten, finitura ottone).

Powder coated metal structure with built in porcelain stoneware ceramic. (colours: matt black, corten, brass finish).

GIRO01 / GIRO010

01 GIROLAMO / 01 GIROLAMO OTTONE



Ø 70 cm . h 37 cm

Struttura in metallo verniciato a polvere con ceramica in gres porcellanato in appoggio. (colori: nero opaco, corten, finitura ottone).

Powder coated metal structure with built in porcelain stoneware ceramic. (colours: matt black, corten, brass finish).

GIRO02 / GIRO020

02 GIROLAMO / 02 GIROLAMO OTTONE



Ø 70 cm . h 18,5 cm

Struttura in metallo verniciato a polvere con ceramica in gres porcellanato in appoggio. (colori: nero opaco, corten, finitura ottone).

Powder coated metal structure with built in porcelain stoneware ceramic. (colours: matt black, corten, brass finish).

# MENSOLE

SHELVES

MNSR01

01 MENSOLA



120x25 cm . h 8 cm

Struttura rivestita in gres porcellanato, completa di staffe.  
Structure covered in porcelain stoneware, with supports.

MNSR02

02 MENSOLA



80x25 cm . h 8 cm

Struttura rivestita in gres porcellanato, completa di staffe.  
Structure covered in porcelain stoneware, with supports.

MNSR03

03 MENSOLA



60x25 cm . h 8 cm

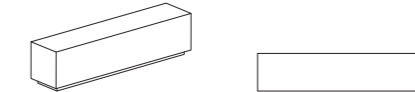
Struttura rivestita in gres porcellanato, completa di staffe.  
Structure covered in porcelain stoneware, with supports.

# VOLUME

VOLUME

VOL01

01 VOLUME



40x180 cm . h 45 cm

Struttura rivestita in gres porcellanato con zoccolo (h 5 cm)  
in nobilitato nero opaco.

Structure covered in porcelain stoneware with skirting  
(h 5 cm) in matt black melamine.

VOL02

02 VOLUME



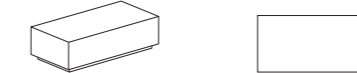
30x120 cm . h 35 cm

Struttura rivestita in gres porcellanato con zoccolo (h 5 cm)  
in nobilitato nero opaco.

Structure covered in porcelain stoneware with skirting  
(h 5 cm) in matt black melamine.

VOL03 / VOL03D

03 VOLUME / 03 VOLUME DECORATO



60x120 cm . h 35 cm

Struttura rivestita in gres porcellanato con zoccolo (h 5 cm)  
in nobilitato nero opaco.

Structure covered in porcelain stoneware with skirting  
(h 5 cm) in matt black melamine.

VOL04

04 VOLUME



40x100 cm . h 45 cm

Struttura rivestita in gres porcellanato con zoccolo (h 5 cm)  
in nobilitato nero opaco.

Structure covered in porcelain stoneware with skirting  
(h 5 cm) in matt black melamine.

VOL05

05 VOLUME



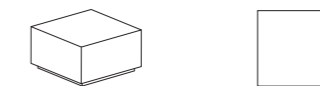
50x100 cm . h 25 cm

Struttura rivestita in gres porcellanato con zoccolo (h 5 cm)  
in nobilitato nero opaco.

Structure covered in porcelain stoneware with skirting  
(h 5 cm) in matt black melamine.

VOL06

06 VOLUME



80x80 cm . h 45 cm

Struttura rivestita in gres porcellanato con zoccolo (h 5 cm)  
in nobilitato nero opaco.

Structure covered in porcelain stoneware with skirting  
(h 5 cm) in matt black melamine.

# VOLUME

## VOLUME

VOL07

07 VOLUME



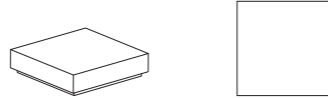
80x80 cm . h 25 cm

Struttura rivestita in gres porcellanato con zoccolo (h 5 cm) in nobilitato nero opaco.

Structure covered in porcelain stoneware with skirting (h 5 cm) in matt black melamine.

VOL08

08 VOLUME



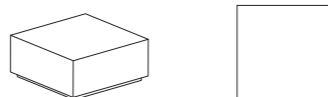
100x100 cm . h 25 cm

Struttura rivestita in gres porcellanato con zoccolo (h 5 cm) in nobilitato nero opaco.

Structure covered in porcelain stoneware with skirting (h 5 cm) in matt black melamine.

VOL09

09 VOLUME



100x100 cm . h 45 cm

Struttura rivestita in gres porcellanato con zoccolo (h 5 cm) in nobilitato nero opaco.

Structure covered in porcelain stoneware with skirting (h 5 cm) in matt black melamine.

VOL10

10 VOLUME



60x60 cm . h 65 cm

Struttura rivestita in gres porcellanato con zoccolo (h 5 cm) in nobilitato nero opaco.

Structure covered in porcelain stoneware with skirting (h 5 cm) in matt black melamine.

VOL11 / VOL11D

11 VOLUME / 11 VOLUME DECORATO



60x60 cm . h 35 cm

Struttura rivestita in gres porcellanato con zoccolo (h 5 cm) in nobilitato nero opaco.

Structure covered in porcelain stoneware with skirting (h 5 cm) in matt black melamine.

# VOLUME

## VOLUME

VOL12

12 VOLUME



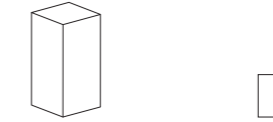
30x30 cm . h 60 cm

Struttura rivestita in gres porcellanato su 6 lati, utilizzato sia verticale che orizzontale.

Structure covered in porcelain stoneware on 6 sides, may be used both vertically and horizontally.

VOL13

13 VOLUME



50x50 cm . h 100 cm

Struttura rivestita in gres porcellanato su 6 lati, utilizzato sia verticale che orizzontale.

Structure covered in porcelain stoneware on 6 sides, may be used both vertically and horizontally.

VOL14

14 VOLUME



40x40 cm . h 80 cm

Struttura rivestita in gres porcellanato su 6 lati, utilizzato sia verticale che orizzontale.

Structure covered in porcelain stoneware on 6 sides, may be used both vertically and horizontally.

VOL15 / VOL15D

15 VOLUME / 15D VOLUME DECORATO



30x30 cm . h 120 cm

Struttura rivestita in gres porcellanato su 6 lati, utilizzato sia verticale che orizzontale.

Structure covered in porcelain stoneware on 6 sides, may be used both vertically and horizontally.

VOL16

16 VOLUME




30x30 cm . h 90 cm

Struttura rivestita in gres porcellanato su 6 lati, utilizzato sia verticale che orizzontale.

Structure covered in porcelain stoneware on 6 sides, may be used both vertically and horizontally.

VOL17

17 VOLUME



30x30 cm . h 80 cm

Struttura rivestita in gres porcellanato su 6 lati, utilizzato sia verticale che orizzontale.

Structure covered in porcelain stoneware on 6 sides, may be used both vertically and horizontally.



## LAVABI INTEGRATI

### INTEGRATED WASHBASINS

## NOTE

Nei lavabi la vasca interna non può essere personalizzata coi decori, solo le parti esterne dove non fluisce l'acqua.

In the washbasins, the internal basin cannot be customized with decorations, only the external parts where the water does not flow.

#### LVB01I 01 LAVABO INTEGRATO 4 ACQUE



Lavabo integrato rivestito in gres porcellanato con piletta click-clack. Foro rubinetteria e staffe su richiesta (consigliate 2 staffe).

Integrated washbasin covered in porcelain stoneware with click-clack drain. Hole for tap fittings and supports available upon request (2 supports recommended).

**dimensioni lavabo** / washbasin sizes  
90x50 cm . h 12 cm

**dimensioni vasca** / internal bowl sizes  
61x36 cm . h 10,5 cm

#### LVB02IC 02 LAVABO INTEGRATO CON COVER



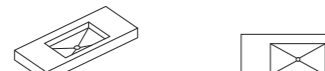
Lavabo integrato rivestito in gres porcellanato con cover inclinata e removibile. Foro rubinetteria e staffe su richiesta (consigliate 2 staffe).

Integrated washbasin covered in porcelain stoneware with inclined and removable cover. Hole for tap fittings and supports available upon request (2 supports recommended).

**dimensioni lavabo** / washbasin sizes  
90x50 cm . h 12 cm

**dimensioni vasca** / internal bowl sizes  
61x36 cm . h 10,5 cm

#### LVB03I 03 LAVABO INTEGRATO 4 ACQUE



Lavabo integrato rivestito in gres porcellanato con piletta click-clack. Foro rubinetteria e staffe su richiesta (consigliate 2 staffe).

Integrated washbasin covered in porcelain stoneware with click-clack drain. Hole for tap fittings and supports available upon request (2 supports recommended).

**dimensioni lavabo** / washbasin sizes  
120x50 cm . h 12 cm

**dimensioni vasca** / internal bowl sizes  
61x36 cm . h 10,5 cm

#### LVB04IC 04 LAVABO INTEGRATO CON COVER



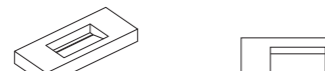
Lavabo integrato rivestito in gres porcellanato con cover inclinata e removibile. Foro rubinetteria e staffe su richiesta (consigliate 2 staffe).

Integrated washbasin covered in porcelain stoneware with inclined and removable cover. Hole for tap fittings and supports available upon request (2 supports recommended).

**dimensioni lavabo** / washbasin sizes  
120x50 cm . h 12 cm

**dimensioni vasca** / internal bowl sizes  
61x36 cm . h 10,5 cm

#### LVB05IL 05 LAVABO INTEGRATO CON CANALINA



Lavabo integrato rivestito in gres porcellanato degradè con canalina removibile. Foro rubinetteria e staffe su richiesta (consigliate 2 staffe).

Lavabo integrato rivestito in gres porcellanato degradè con canalina removibile. Foro rubinetteria e staffe su richiesta (consigliate 2 staffe).

**dimensioni lavabo** / washbasin sizes  
120x50 cm . h 15 cm

**dimensioni vasca** / internal bowl sizes  
61x36 cm . h 10,5 cm

## LAVABI INTEGRATI

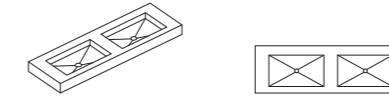
### INTEGRATED WASHBASINS

## NOTE

Nei lavabi la vasca interna non può essere personalizzata coi decori, solo le parti esterne dove non fluisce l'acqua.

In the washbasins, the internal basin cannot be customized with decorations, only the external parts where the water does not flow.

#### DLVB06I 06 DOPPIO LAVABO INTEGRATO 4 ACQUE



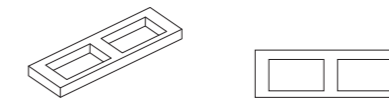
Doppio lavabo integrato rivestito in gres porcellanato con pilette click clack. Fori rubinetteria e staffe su richiesta (consigliate 3 staffe).

Integrated double washbasin covered in porcelain stoneware with click clack drains. Hole for tap fittings and supports available upon request (3 supports recommended).

**dimensioni lavabo** / washbasin sizes  
160x50 cm . h 12 cm

**dimensioni vasca** / internal bowl sizes  
61x36 cm . h 10,5 cm

#### DLVB07IC 07 DOPPIO LAVABO INTEGRATO COVER



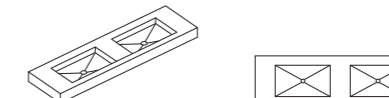
Doppio lavabo integrato rivestito in gres porcellanato con cover inclinata e removibile. Fori rubinetteria e staffe su richiesta (consigliate 3 staffe).

Integrated double washbasin covered in porcelain stoneware with an inclined and removable cover. Hole for tap fittings and supports available upon request (3 supports recommended).

**dimensioni lavabo** / washbasin sizes  
160x50 cm . h 12 cm

**dimensioni vasca** / internal bowl sizes  
61x36 cm . h 10,5 cm

#### DLVB08I 08 DOPPIO LAVABO INTEGRATO 4 ACQUE



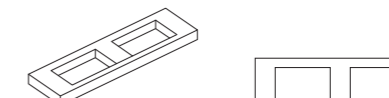
Doppio lavabo integrato rivestito in gres porcellanato con pilette click clack. Fori rubinetteria e staffe su richiesta (consigliate 3 staffe).

Integrated double washbasin covered in porcelain stoneware with click clack drains. Hole for tap fittings and supports available upon request (3 supports recommended).

**dimensioni lavabo** / washbasin sizes  
180x50 cm . h 12 cm

**dimensioni vasca** / internal bowl sizes  
61x36 cm . h 10,5 cm

#### DLVB09IC 09 DOPPIO LAVABO INTEGRATO CON COVER



Doppio lavabo integrato rivestito in gres porcellanato con cover inclinata e removibile. Fori rubinetteria e staffe su richiesta (consigliate 3 staffe).

Integrated double washbasin covered in porcelain stoneware with an inclined and removable cover. Hole for tap fittings and supports available upon request (3 supports recommended).

**dimensioni lavabo** / washbasin sizes  
180x50 cm . h 12 cm

**dimensioni vasca** / internal bowl sizes  
61x36 cm . h 10,5 cm

## LAVABI A TORRE

### FREESTANDING WASHBASINS



**dimensioni lavabo / washbasin sizes**  
50x50 cm . h 90 cm

**dimensioni vasca / internal bowl sizes**  
40x36,4 cm . h 17,8 cm

#### NOTE

Su segnalazione il lavabo a torre può essere predisposto per essere posizionato a centro stanza utilizzando uno scarico a pavimento.

Upon request, the tower washbasin can be set up to be positioned in the centre of the room using a floor drain.

## LAVABI APPOGGIO

### BUILT IN WASHBASINS



**dimensioni lavabo / washbasin sizes**  
60x45 cm . h 15 cm

**dimensioni vasca / internal bowl sizes**  
48,2x33,2 cm . h 10,3 cm

#### NOTE

Nei lavabi la vasca interna non può personalizzata coi decori, solo le parti esterne dove non fluisce l'acqua.

In the washbasins, the internal basin cannot be customized with decorations, only the external parts where the water does not flow.

#### LVB10T / LVB10TD

#### 10 LAVABO A TORRE / DECORATO

Lavabo freestanding di base quadrata, con scarico misto (quattro acque, cover o degradè). Lavabo ispezionabile attraverso l'anta magnetica laterale, fornito con predisposizione scarico a parete. Scarico a pavimento su richiesta. Foro rubinetteria su richiesta. Disponibile anche con superficie decorata.

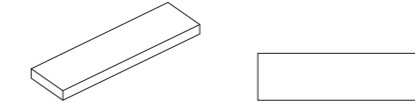
**Freestanding washbasin with square base, with combined drain system (four drain pipe, cover or gradient).**  
Washbasin that can be inspected through the side magnetic door, supplied with a wall drain setup. Floor drain available upon request. Hole for tap fittings available upon request. Also available with decorated surface.

## PIANI APPOGGIO

### BATHROOM COUNTERTOPS

#### TOP01

#### 01 TOP BAGNO



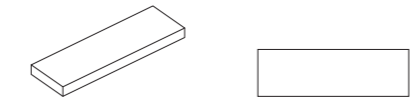
180x50 cm . h 12 cm

Piano d'appoggio rivestito in gres porcellanato su 4 lati. Foro scarico e staffe su richiesta (consigliate 3 staffe).

Countertop covered in porcelain stoneware on 4 sides. Drainage hole and supports available upon request (3 supports recommended).

#### TOP02

#### 02 TOP BAGNO



160x50 cm . h 12 cm

Piano d'appoggio rivestito in gres porcellanato su 4 lati. Foro scarico e staffe su richiesta (consigliate 3 staffe).

Countertop covered in porcelain stoneware on 4 sides. Drainage hole and supports available upon request (3 supports recommended).

#### TOP03 / TOP03D

#### 03 TOP BAGNO / TOP BAGNO 03 DECORATO




120x50 cm . h 12 cm

Piano d'appoggio rivestito in gres porcellanato su 4 lati. Foro scarico e staffe su richiesta (consigliate 2 staffe).

Countertop covered in porcelain stoneware on 4 sides. Drainage hole and supports available upon request (2 supports recommended).

#### TOP04 / TOP04D

#### 04 TOP BAGNO / TOP BAGNO 04 DECORATO



90x50 cm . h 12 cm

Piano d'appoggio rivestito in gres porcellanato su 4 lati. Foro scarico e staffe su richiesta (consigliate 2 staffe).

Countertop covered in porcelain stoneware on 4 sides. Drainage hole and supports available upon request (2 supports recommended).

#### LVB11A

#### 11 LAVABO D' APPOGGIO 4 ACQUE

Lavabo da appoggio rivestito in gres porcellanato con scarico a 4 acque e piletta click-clack. Non previsto foro rubinetteria nel lavabo.

Lavabo integrato rivestito in gres porcellanato con piletta click-clack. Foro rubinetteria su richiesta.

**Built in washbasin covered in porcelain stoneware with four drain pipe and click-clack drain. There is no hole for tap fittings in the washbasin.**

Integrated washbasin covered in porcelain stoneware with click-clack drain. Tap hole on request.

## PIATTI DOCCIA

SHOWER TRAYS

PD01FP

01 PIATTO DOCCIA FILO PAVIMENTO



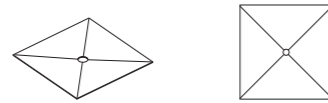
80x80 cm

Piatto doccia realizzato in gres porcellanato a filo pavimento con scarico centrale a 4 acque.

Shower tray made of porcelain stoneware flush with the floor with central four drain pipe.

PD02FP

02 PIATTO DOCCIA FILO PAVIMENTO



100x100 cm

Piatto doccia realizzato in gres porcellanato a filo pavimento con scarico centrale a 4 acque.

Shower tray made of porcelain stoneware flush with the floor with central four drain pipe.

PD01AP

01 PIATTO DOCCIA APPOGGIO



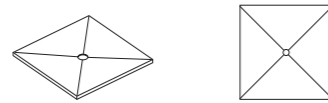
80x80 cm . h 4 cm

Piatto doccia realizzato in gres porcellanato con velette laterali e scarico centrale a 4 acque.

Shower tray made of porcelain stoneware with side panels and central four drain pipe.

PD02AP

02 PIATTO DOCCIA APPOGGIO



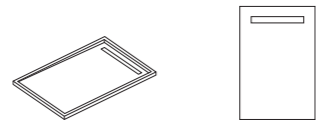
100x100 cm . h 4 cm

Piatto doccia realizzato in gres porcellanato con velette laterali e scarico centrale a 4 acque.

Shower tray made of porcelain stoneware with side panels and central four drain pipe.

PD03AP

03 PIATTO DOCCIA APPOGGIO SCAR. LAT.



80x120 cm . h 4 cm

Piatto doccia realizzato in gres porcellanato con bordatura e scarico laterale con canalina removibile e ispezionabile.

Shower tray made of porcelain stoneware with edging and side drain with removable and inspectable drainage pipe.

## MENSOLE

SHELVES

MNSB01

01 MENSOLA BAGNO



120x15 cm . h 6 cm

Mensola rivestita in gres porcellanato su 5 lati con staffe a scomparsa incluse.

Shelf covered in porcelain stoneware on 5 sides with hidden supports included.

MNSB02

02 MENSOLA BAGNO



90x15 cm . h 6 cm

Mensola rivestita in gres porcellanato su 5 lati con staffe a scomparsa incluse.

Shelf covered in porcelain stoneware on 5 sides with hidden supports included.

MNSB03

03 MENSOLA BAGNO



60x15 cm . h 6 cm

Mensola rivestita in gres porcellanato su 5 lati con staffe a scomparsa incluse.

Shelf covered in porcelain stoneware on 5 sides with hidden supports included.



# SERENISSIMA

## Marble Effect



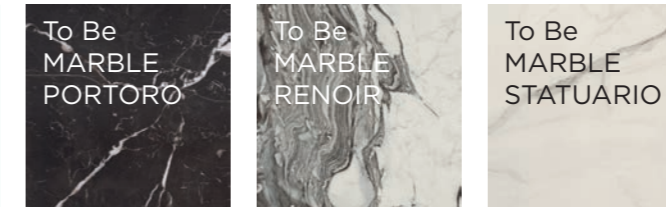
## Solid Effect



## Metal Effect



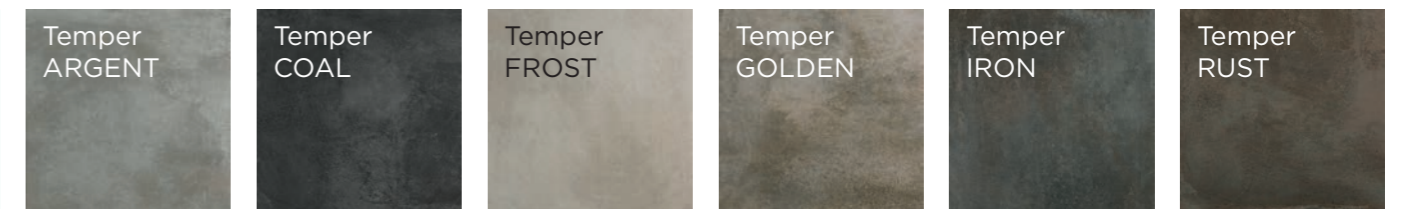
## Marble Effect




## Solid Effect



## Metal Effect




## Concrete Effect





**Decoration Effect**













**Solid Effect**





## GRES PORCELLANATO SMALTATO

GLAZED PORCELAIN STONEWARE / GRÈS CÉRAME ÉMAILLÉ  
GLASIERTES FEINSTEINZEUG / ГЛАЗУРОВАННЫЙ КЕРАМОГРАНИТ

	<b>Aspetto superficiale</b> Surface appearance Aspect superficiel Oberflächenbeschaffenheit Вид поверхности	≥ 95%
	<b>Lunghezza e larghezza</b> Length and width Longueur et largeur Länge und Breite Длина и ширина	“ +/- 0,5% +/-1,5mm “ +/- 0,5% +/- 1,5mm
	<b>Rettilineità degli spigoli</b> Straightness of sides Rectitude des arêtes Kantengeradheit Прямолнейность кромок	“ +/- 0,5% +/- 1,5mm
	<b>Rettilineità degli spigoli</b> Straightness of sides Rectitude des arêtes Kantengeradheit Прямолнейность кромок	“ +/- 0,5% +/- 1,5 mm
	<b>Spessore</b> Thickness Épaisseur Stärke Толщина	“ +/- 5% +/- 0,5 mm
	<b>Variazioni di tono</b> Shade variations Variations de nuance Tonvariationen Вариация оттенка	V1 - V2 - V3 - V4
	<b>Ortogonalità</b> Rectangularity Orthogonalité Rechtwinkigkeit Ортогональность	“ +/- 0,5% +/- 1,5mm
	<b>Assorbimento d'acqua</b> Water absorption Absorption d'eau Wasseraufnahme Впитываемость	E ≤ 0,1%
	<b>Resistenza della superficie (scala MOHS)</b> Scratch hardness (MOHS scale) Dureté de la surface (échelle MOHS) Oberflächenhärte (MOHS skala) Поверхностная прочность по шкале Мооса	> 6
	<b>Resistenza a flessione e forza di rottura</b> Modulus of rupture and breaking strength résistance à la flexion et force de rupture Biegefestigkeit und Bruchlast Прочность на изгиб Модуль жесткости	S ≥ 1300 N R ≥ 35 N/mm2
	<b>Resistenza alla abrasione della superficie di piastrelle smaltate</b> Resistance to surface abrasion of glazed tiles Résistance à l'abrasion de la surface des carreaux émaillés Widerstand gegen Abrieb der Oberfläche der glasierten Fliesen Стойкость глазуурованной плитки к поверхностному истиранию	<b>Metodo disponibile</b> Method available Méthode disponible Verfügbares verfahren Определяется производителем
	<b>Coefficiente di dilatazione termica lineare</b> Linear thermal expansion coefficient Dilatation thermique linéaire Lineare Wärmeausdehnung Кэффициент линейного теплового расширения	<b>Metodo disponibile</b> Method available Méthode disponible Verfügbares verfahren Определяется производителем
	<b>Resistenza allo shock termico</b> Thermal shock resistance Résistance au choc thermique Temperaturwechselbeständigkeit Стойкость к тепловым перепадам	<b>Resistente</b> Resistant Résistant Widerstandsfähig Устойчивый
	<b>Resistenza al cavillo</b> Crazing resistance of glazed tiles Résistance à la trévaillure des carreaux émaillés Haarribeständigkeit der glasierten Fliesen Стойкость глазуурованной плитки к краquelюру	<b>Resistente</b> Resistant Résistant Widerstandsfähig Устойчивый
	<b>Resistenza al gelo</b> Frost resistance Résistance au gel Frostbeständigkeit Морозостойкость	<b>Resistente</b> Resistant Résistant Widerstandsfähig Устойчивый
	<b>Resistenza all'attacco chimico (tranne acido fluoridrico)</b> Resistance to chemical attack (except hydrofluoric acid) Résistance à l'attaque chimique (sauf acide fluoridrique) Säure- und Laugenbeständigkeit (außer Flußsäure) Стойкость к бытовым химикатам	<b>Metodo disponibile</b> Method available Méthode disponible Verfügbares verfahren Определяется производителем
	<b>Resistenza alle macchie di piastrelle smaltate</b> Resistance to stains of glazed tiles Résistance aux taches des carreaux émaillés Widerstand gegen Fleckenbildner der glasierten Fliesen Стойкость глазуурованной плитки к образованию пятен	<b>Metodo disponibile</b> Method available Méthode disponible Verfügbares verfahren Определяется производителем
	<b>Resistenza alla scivolosità. Coefficiente di attrito medio</b> Skid resistance. Average coefficient of friction Résistance au glissement. Coefficient de frottement moyen Rutschfestigkeit. Mittlerer Reibungswert Сопротивление скольжению. Средний коэффициент трения	<b>Metodo disponibile</b> Method available Méthode disponible Verfügbares verfahren Определяется производителем  <b>Metodo disponibile</b> Method available Méthode disponible Verfügbares verfahren Определяется производителем

## NOTE TECNICHE

TECHNICAL NOTES / NOTES TECHNIQUES /  
TECHNISCHE ANMRKUNGEN / ТЕХНИЧЕСКИЕ ЗАМЕЧАНИЯ

**Tutti i formati sono nominali. Serenissima Ceramiche si riserva la facoltà di modificare in qualunque momento le informazioni e le caratteristiche illustrate nel presente catalogo, che non sono comunque da ritenere legalmente vincolanti. I colori e le caratteristiche estetiche dei prodotti sono quanto più possibile vicini a quelli reali, nei limiti consentiti dai processi di stampa.**

Alle Formate sind Nennwerte. Die Firma Serenissima Ceramiche behält sich vor, die in diesem Katalog enthaltenen Informationen und Eigenschaften jederzeit zu ändern; sie gelten auf keinen Fall als gesetzlich bindend. Die Farben und ästhetischen Eigenschaften der Produkte kommen innrhalb der Möglichkeiten der Druckverfahren den tatsächlichen Eigenschaften so weit wie möglich nahe.

All sizes are nominal. Serenissima Ceramiche reserves the right to modify the information and the characteristics illustrated in this catalogue (which are in any case not legally binding) at any moment. The colours and appearance features of the products are as close as possible to reality, within the limitation of the printing process.

Tous les formats sont nominaux. Serenissima Ceramiche se réserve la faculté de modifier à tout moments les informations et les caractéristiques figurant dans le présent catalogue, lesquelles niengagent pas par le fabricant au plan légal. Les couleurs et les caractéristiques esthétiques sont fidèles aux couleurs et caractéristiques réelles dans les limites des procédés diimpression.

Все форматы являются номинальными. Serenissima Ceramiche оставляет за собой пзменять в любой момент данные и характеристики, приведенные в настоящем каталоге, которые в любом случае не считаются юридически обязательными. Цветовая окраска и эстетические характеристики изделий приближаются как можно больше к реальным, в пределах, допускаемых процессами печати.

## CONSIGLI PER LA POSA E LA PULIZIA

TIPS FOR LAYING AND CLEANING / CONSEILS POUR LA POSE ET LE NETTOYAGE  
VERLEGE- UND REINIGUNGSTIPPS / РЕКОМЕНДАЦИИ ПО УКЛАДКЕ И ЧИСТКЕ ПО УКЛАДКЕ

**La posa del prodotto rettificato a giunto accostato, non unito, richiede una maggiore attenzione e precisione da parte dell'installatore sia per quanto riguarda la planarità del piano di posa sia per la continuità delle fughe. Per un effetto ottimale della posa, Gruppo Romani suggerisce di mantenere almeno 2 mm di fuga. Procedere con cautela a stuccare con malta i giunti ("fughe"), applicando con prudenza e con cura, poiché questi metalli preziosi e nobili non si uniscono chimicamente allo smalto, ma aderiscono solamente alla superficie. Per la pulizia sono da evitare assolutamente prodotti abrasivi gli acidi o gli alcali concentrati : la decorazione non resisterebbe. L'impiego di alcool o acqua addizionata di un detergente molto leggero abituale per i tipi di stoviglie delicate non altera né lo splendore del decoro, né la bellezza della piastrella. Caratteristica degli smalti a riflesso (lustri) è la variabilità del punto di colore.**

Das Verlegen des rektifizierten Produkts mit einer nicht fugenfreien Stoßverbindung erfordert eine größere Aufmerksamkeit und Präzision, sowohl was die Ebenheit der Verlegefläche als auch die Kontinuität der Fugen anbelangt. Um einen optimalen Verlegeeffekt zu erzielen, empfiehlt Gruppo Romani Fugen von mindestens 2 mm. Die Verbindungen („Fugen“) behutsam und sorgfältig mit Mörtel füllen, da sich diese noblen Edelmetalle nicht chemisch mit der Glasur verbinden, sondern nur an der Oberfläche haften. Bei der Reinigung unbedingt Schleifmittel wie Säure- oder Alkalikonzentrate vermeiden: Das Dekor würde darunter leiden. Die Verwendung von Alkohol oder Wasser unter Zusatz eines sehr leichten Reinigungsmittels für empfindliches Geschirr beeinträchtigt weder den Glanz des Dekors noch die Schönheit der Fliesen. Eine Eigenschaft der reflektierenden Glasuren (Lüster) ist die Variabilität des Farbpunkts.

The laying of ground products with joints that are close but not joined requires greater care and accuracy by the installer both as regards the planarity of the laying surface and the continuity of the joints. For an optimal effect of the laying, Gruppo Romani suggests to maintain at least a joint of 2 mm. Fill with caution the joints with mortar and apply it with caution and care, since these precious and noble metals do not chemically bond with the glaze, but adhere only to the surface. Abrasive products, concentrated acids or alkalis must be absolutely avoided for cleaning: the decoration would not resist to them. The use of alcohol or water with the addition of a usual light detergent for sensitive dishware does not alter the shine of the decoration or the beauty of the tile. Reflecting glazes (lustres) are characterised by the variability of the hue.

L'installation du produit rectifié avec joints proches mais qui ne se rejoignent pas nécessite d'une plus grande attention et précision de la part de l'installateur tant en ce qui concerne la planéité de la surface de pose que la continuité des joints. Pour un effet optimal de la pose, Gruppo Romani suggère de maintenir au moins 2 mm de joint. Remplissez avec prudence les joints avec du mortier et appliquez-le avec attention et avec soin, car ces métaux précieux et nobles ne se lient pas chimiquement à l'émail, mais n'adhèrent qu'à la surface. Pour le nettoyage, les produits abrasifs, les acides concentrés ou les alcalis doivent être absolument évités : la décoration n'y résisterait pas. L'utilisation d'alcool ou d'eau avec l'ajout d'un détergent léger habituel pour la vaisselle délicate ne modifie pas la splendeur de la décoration ou la beauté du carrelage. La caractéristique des émaux réfléchissants (lustres) est la variabilité de la tonalité de la couleur.

Укладка со швом, а не встык, обрезного продукта требует от плиточника больше внимания и точности при выполнении работ, как для обеспечения ровности поверхности укладки, так и непрерывности швов. Для получения наилучшего результата укладки Gruppo Romani рекомендует выполнять шов шириной не менее 2 мм. При заполнении (межплиточных) швов затиркой необходимо действовать аккуратно, тщательно и точно нанося его, потому что драгоценные металлы не вступают в химическую реакцию с глазурью, а лишь только лежат на ее поверхности. Для очистки следует категорически избегать использования абразивных средств, концентрированных кислот или щелочей, так как они испортят декор. Наоборот, использование спирта или водного раствора легкого моющего средства для деликатной посуды не влияет ни на блеск декора, ни на красоту плитки. Отражающие (блестящие) глазури характеризуются изменчивостью цветового оттенка.



# Elements

<b>CE</b>
<p><b>GRUPPO ROMANI S.P.A. INDUSTRIE CERAMICHE</b>          VIA A. VOLTA 9, 23126          42013 CASALGRANDE (RE)</p> <p>05          001CPR2013-07-01</p>
<p><b>EN 14411:2012</b>          Piastrelle di ceramica pressate a secco,          con assorbimento di acqua E<sub>s</sub> ≤ 0,5%,          per pavimentazioni interne ed esterne.</p> <p>Dry pressed ceramic tile          with water absorption E<sub>s</sub> ≤ 0,5%,          for internal and external floorings.</p>





Via A. Volta 9, 23/25 - 42013 Casalgrande (Re) Italy  
Tel. +39-0522-998911/411  
Fax Italy +39-0522-998910  
Fax Export +39-0522-998930/996218

© Copyright 2021 Gruppo Romani S.p.A. Industrie Ceramiche

**[www.grupporomanispa.com](http://www.grupporomanispa.com)**

SHOP

Corso Canalchiaro 106/108 - 41121 Modena (Mo)  
Tel. +39-059-8637108

**[shop.modena@grupporomanispa.it](mailto:shop.modena@grupporomanispa.it)**